



Advanced Virtualization Technologies



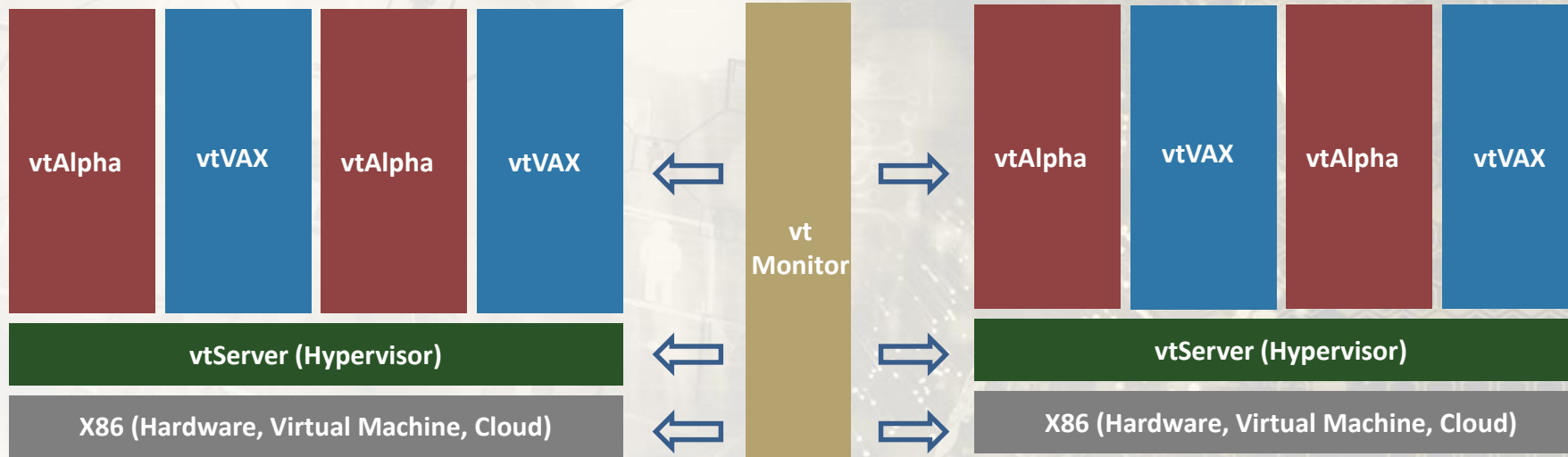
Advanced Virtualization Technologies

AVTware in Oracle Cloud

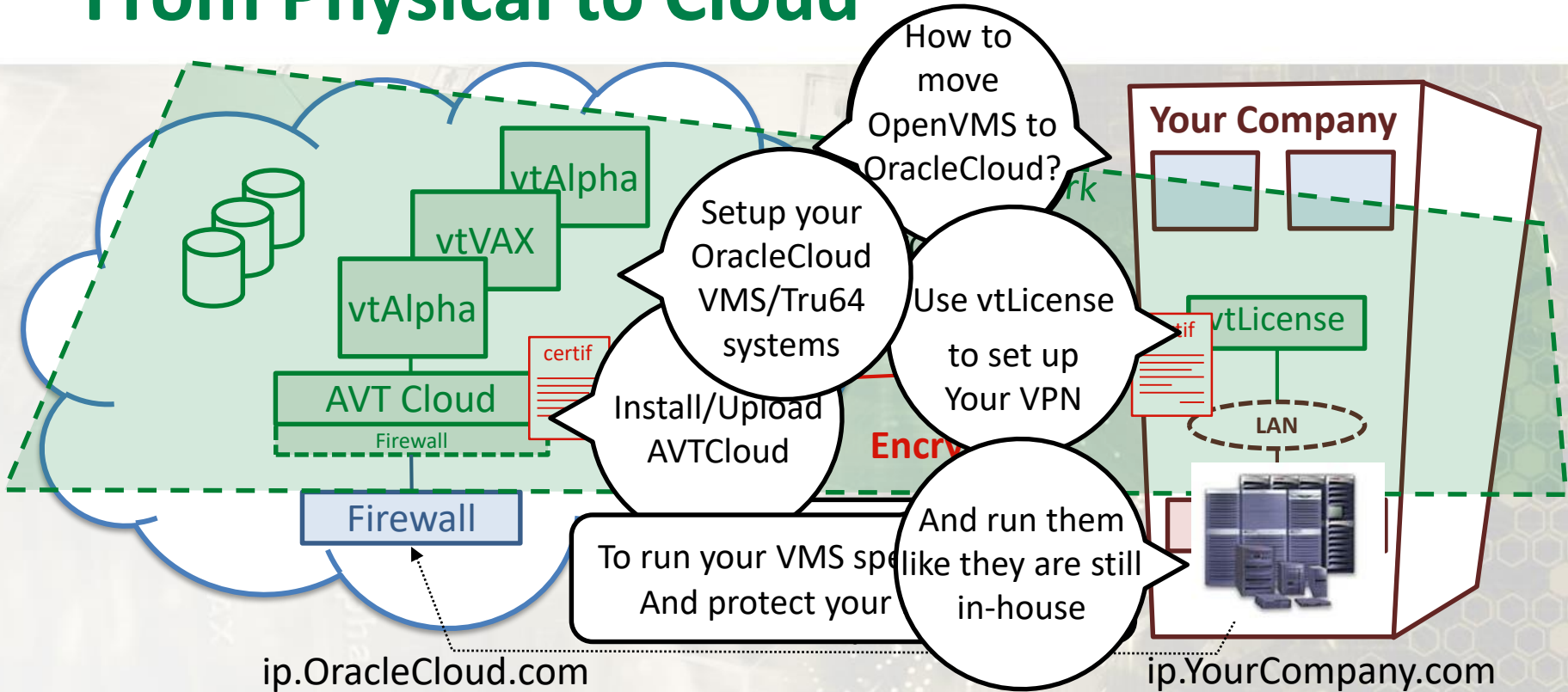
Step-by-Step

avtware.com

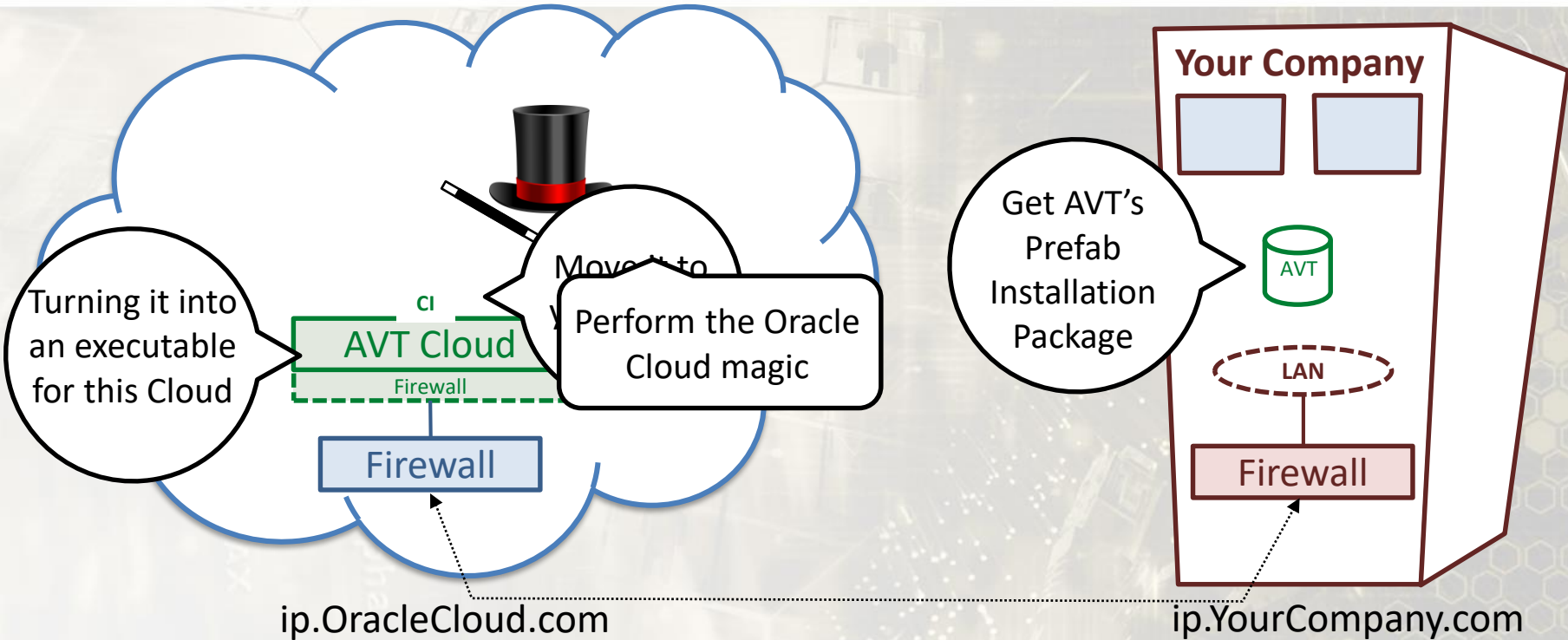
AVTware Structure



From Physical to Cloud



How does it work?





Object Storage

[Object Storage](#)[Data Transfer](#)

Scope

COMPARTMENT

vmstesting

hpc_limited_availability_d (root)/vmstesting

Tag Filters

[add](#) | [clear](#)

no tag filters applied

Buckets in vmstesting **Click for the next slide**[Create Bucket](#)

Name ▲	Storage Tier	Visibility	Created
vtCloud	Standard	Private	Wed, Sep 25, 2019, 08:24:42 UTC ⋮
vtTest	Standard	Private	Tue, Apr 9, 2019, 13:22:44 UTC ⋮
Showing 2 Items < 1 of 1 >			



Edit Policy

More Resources

Full Page

Delete

Bucket Information

Tags

Click for the next slide

Visibility: Private

Namespace: hpc_limited_availability_d

Storage Tier: Standard

Approximate Count: 0 objects

ETag: d07764e3-8238-477e-b8e9-df77fa15102e

Encryption Key: Oracle managed key

Created: Wed, Sep 25, 2019, 08:24:42 UTC

Compartment: vmstesting

Approximate Size: 0 bytes

Emit Object Events: Disabled

Resources

- Objects
- Metrics
- Pre-Authenticated Requests
- Work Requests
- Lifecycle Policy Rules

Objects

Upload Objects

Restore

Delete

Search by prefix

	Name	Size	Status	Created
<input type="checkbox"/>	vtCloud-Oracle-BM.vmdk	1.37 GiB	Available	Wed, Sep 25, 2019, 10:33:45 UTC

0 Selected

Showing 1 Item

Page 1

Compute

- Instances
- Dedicated Virtual Machine Hosts
- Instance Configurations
- Instance Pools
- Cluster Networks
- Autoscaling Configurations
- Custom Images**
- Boot Volumes
- Boot Volume Backups




List Scope

COMPARTMENT

vmstesting

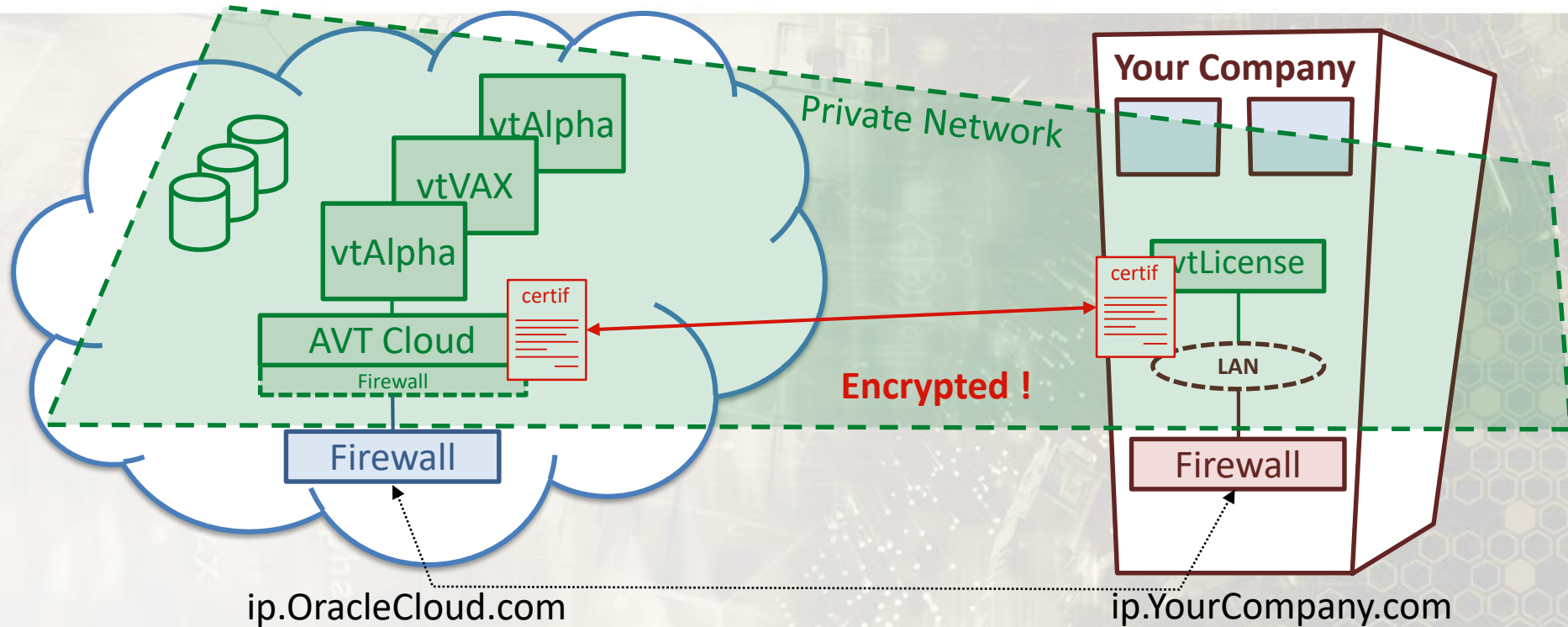
hpc_limited_availability_d (root)/vmstesting

Images in vmstesting Compartment

Import Image			
Sort by: Created Date (Desc)		Displaying 3 Custom Images < Page 1 >	
 AVAILABLE	Cloud-bm OCID: ...cqm2ka Show Copy	Original Image: –	Created: Wed, 25 Sep 2019 10:47:46 UTC
 AVAILABLE	vtCloud OCID: ...x6jkcq Show Copy	Original Image: –	Created: Tue, 24 Sep 2019 13:50:47 UTC
 AVAILABLE	vtCloud-iscsi-793 OCID: ...3gqwby Show Copy	Original Image: –	Created: Tue, 02 Jul 2019 12:20:30 UTC
Displaying 3 Custom Images < Page 1 >			

Click for the next slide

Shaping VMS Cloud Environment



MonitorManual

New Virtual Machine

vtlicense.avt

HostCloudNetworkUsersLicenseLogging

User: root4.0.1-50 build 801Host: vtlicense.avt

InfoSettingsSnapshots

Boot time:04-Oct-2019 06:12:44

Uptime:3 days

Load average:0.00, 0.00, 0.00

vtlicense version:4.0.1-50 build 801 (kernel 4.19.56-0.1-vtserver #1)

System vendor:VMware, Inc.

Product:VMware Virtual Platform (version ESXi 6.7)

Memory size:4096 MB

Cpu type:Intel(R) Xeon(R) CPU E5620 @ 2.40GHz

Cache size:12288 KB

Number of CPU sockets:2

Number of CPU cores:2

Number of logical CPUs:2

Hyperthreading enabled:no

Clock speed:2399MHz

NUMA node(s):1

NUMA node0 CPU(s):0,1

Root filesystem:Size: 40G Used: 3.1G Avail: 36G Use: 8%

System snapshots:0 snapshots use 0.00 MB

Network devices:

eth0: Intel Corporation 82545EM Gigabit Ethernet Controller (Copper) (rev 01)

Mac:00:50:56:8b:e7:74

Link state:up

Speed:1000

Duplex:full

Auto negotiate:on

Click for the next slide



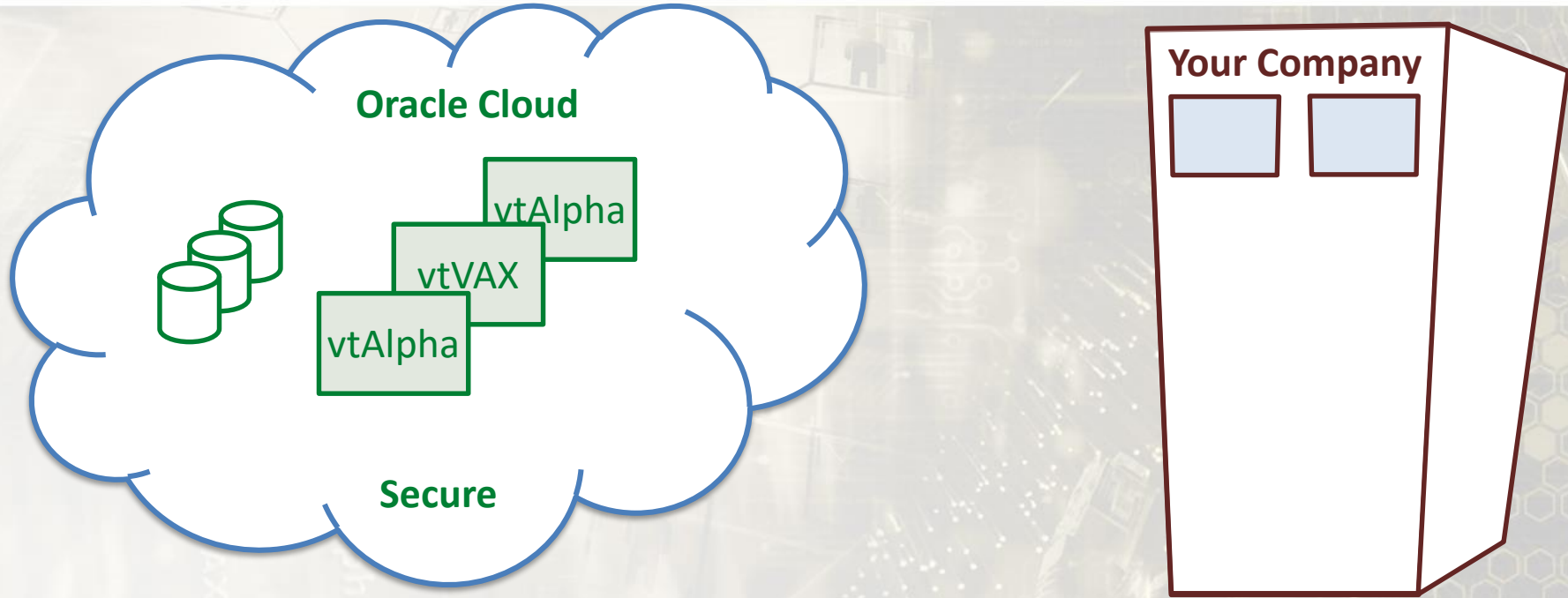
Google Search

I'm Feeling Lucky

Google offered in: [Nederlands](#) [Frysk](#)

Click for the next slide

Cloud integration completed





Advanced Virtualization Technologies